märklín metall

BR 50

Montage-Plan 14 943



märklín

Gebr. Märklin & Cie. GmbH
Postfach 8 60/8 80
7320 Göppingen

märklin metall

Güterzug-Lokomotive Baureihe 050

Montage-Plan 14 943

Stückliste «BR 50»
Liste de pièces «BR 50»
Stukslijst «BR 50»
Förteckning «BR 50»

Artikel-Nr.	Lokomotive Locomotive Locomotief Lok	Tender Tender Tender Tender	Gleis (192 cm) Voie Rails Skena
10 000	54	5	10
10 001	3	3	
10 002	93	60	
10 003	45	2	
10 004	23	2	
10 005	29	2	
10 006	28		
10 007	14	2	
10 009	5	9	
10 011	12	1	
10 017	13	11	
10 025	17	6	
10 045	4	2	
10 042	6	8	
10 054	7	3	
10 055	7		
10 065	6	8	
10 067	1		
10 106	12		
10 107	17	4	
10 109	4		
10 111	2	2	
10 121	2	4	
10 125	8	2	12
10 163	2	2	
10 165	1		
10 203	50		
10 205	7	2	
10 207	2	2	
10 209	1		
10 210	1		
10 211	5	2	
10 213	1		
10 216	5		
10 217	1	4	
10 221	4		
10 226	3		
10 312	8	3	
10 325	2	2	
10 336	2		
10 365	2	8	
10 395	10		
11 038	10		
11 039	10		
11 211	1		
11 223	1		
11 405		2	
11 407		2	
11 409	2	8	
11 411	3	1	
11 415	6		
11 418	20	4	
11 421	10	3	
11 425	6	6	
11 430	7		
11 435	16		
11 545	4		
11 605	16	8	
11 607	6	2	
11 631	1		
11 703	50		
11 704	4		
11 712	5		
11 713	1	1	
11 727	20		
11 745	1	1	
11 747	1		
11 765	11		
11 766	1		
11 782	1		
12 792		28	
12 400	48	10	
14 002	620	280	20
14 003	80	10	
14 004	30		
14 010	870	290	20
14 012	1		
14 015	2		
76 555		2	
76 566	6		
Werkzeug:			
11 700	2		
14 000	1		
14 005	1		
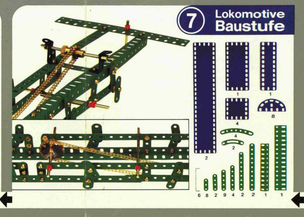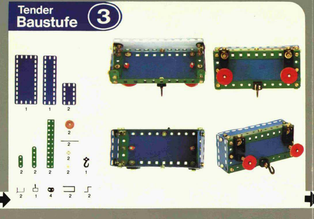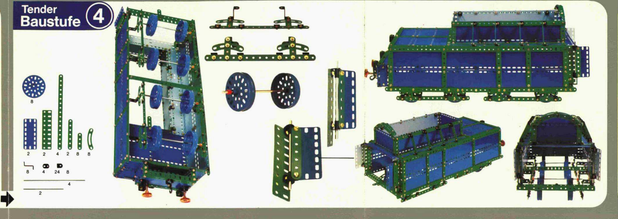
Das Märklin metall-Modell entwickelt sich schrittweise nach den einzelnen Baustufen. Die benötigten Montageteile sind abgebildet.
Diese Teile sollten vor dem Montieren zurechtgelegt werden.
Es montiert sich dann leichter.