



**CREATIVE METAL**  
METAL CONSTRUCTION BUILDING

**SUSU BLOCK**  
NO.1302

**STEAM**


**225 PCS**

**8+**  
AGES



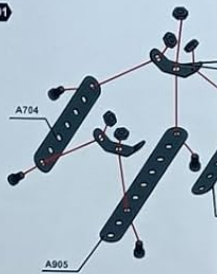
**TOOLS INCLUDED**



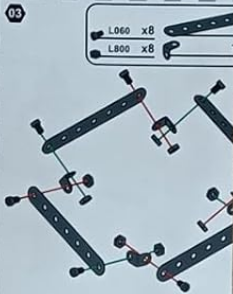




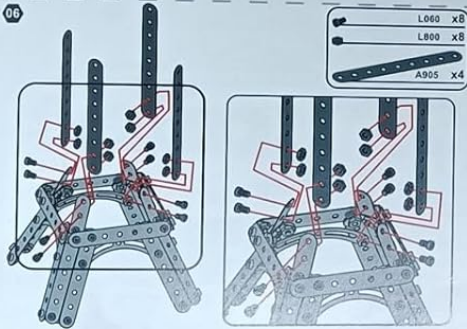
01




03



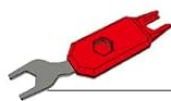
06



07



# Accessories display



BS102 x1



BS104 x1



L060 x63



L105 x4



L125 x4



L195 x2



L210 x2




L325 x1




L800 x76



A506X x4



A704 x12



A905 x12



TB201 x8



C301 x1



C503X x3



TC504 x1



D201 x2



TE301 x8



TH515 x4



S006 x6



S007 x10

140mm



45mm


170mm



325mm

136mm

136mm



# SELF-DEVELOPED TOOLS, EASY ASSEMBLY

With the design of the inner hexagon, it can bear greater torque and is easy to connect firmly and disassemble easily. The T-shaped wrench, making use of the principle of lever, can save more effort and can tighten the screw more firmly. It's more quickly to use the wrench to assemble the toy.

Effort Saving  
Dissemble Easily

T-shaped Wrench



Quickly Assembly Toy





Clamp the Nut and Assemble Flexibly

