


# Accessories display





4 models assembled  
at the same time



	BS102	x1
	BS104	x1
	L060	x83
	L105	x3
	L800	x75
	L810	x11
	A201	x6
	TA201	x5
	TA302	x10
	TA307	x4
	A503	x8
	TA705	x1
	A506X	x2
	TB201	x8
	TB302	x2
	B408	x2
	C503X	x5

	C503X	x4
	C1212	x4
	TD201	x2
	TG303	x1
	H311	x1
	H406	x4
	TH701X	x8
	TZ055	x4
	TZ060	x4
	S003	x2
	S004	x2
	S007	x18
	S010	x16
	S014	x1
	S040	x16
	S041	x16







# Self-assembly Metal Building Blocks

• Four Styles Assorted •

Children Screwing Assembly  
Take-apart Construction Vehicle Toys

Creative Construction  
Self-assembly  
Fun Modelling  
Graphic Recognition



# PRODUCT SIZE

(The size is measured manually and there may be minor errors)



D4.6 X W2.2 X H1.9 in



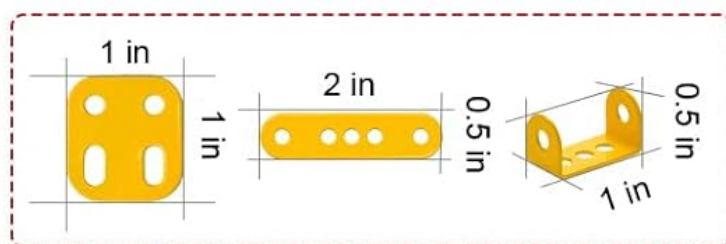
D4.1 X W1.8 X H3.5 in



D4.2 X W2.2 X H3.2 in



D3.5 X W2.2 X H2.3 in



## Four Models Toys in One Box



# METAL CONSTRUCTION, COOL AND DYNAMIC

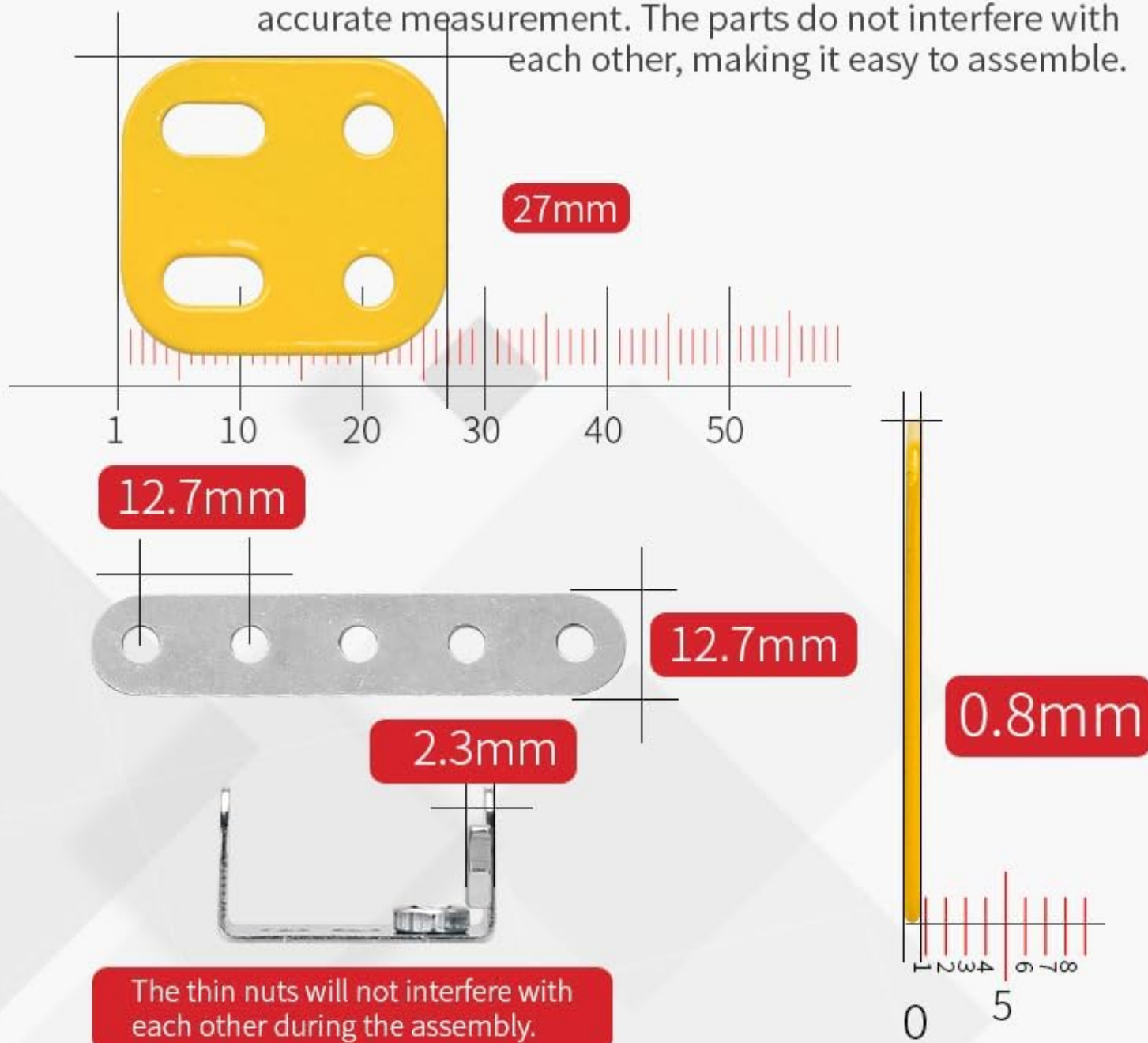
It's exquisitely shaped, made of metal material with proportional design and eco-friendly coloring process.

## ■ Ladder Fire Truck



# STANDARD PRECISION PARTS SIZE

It applies reasonable size design after trial and error to get accurate measurement. The parts do not interfere with each other, making it easy to assemble.



# SELF-DEVELOPED TOOLS, EASY ASSEMBLY

With the design of the inner hexagon, it can bear greater torque and is easy to connect firmly and disassemble easily. The T-shaped wrench, making use of the principle of lever, can save more effort and can tighten the screw more firmly. It's more quickly to use the wrench to assemble the toy.

Effort Saving  
Dissemble Easily

T-shaped Wrench



Quickly Assembly Toy

