


# The Story of Steel



**THE AMERICAN  
MODEL BUILDER**

**THE AMERICAN MECHANICAL TOY CO.**  
DAYTON, OHIO, U. S. A.





# To the Boys of America

this book is  
respectfully  
dedicated

THE AMERICAN MECHANICAL TOY CO.  
DAYTON, OHIO, U. S. A.



# The Story of Steel

Away up in the air, high above the noise of the city streets, a great steel beam swung slowly and carefully through space. Inch by inch the powerful crane lowered it into place, under the direction of the keen-eyed foreman, who barked out a constant stream of orders to his men. Finally, it settled into its proper place and then the riveters began their work. "Rick-rick-rickety-rick" sang the air hammers, as they pounded the red-hot rivets into the beam.

The men were steel workers, putting up the steel frame-work of a big sky-scraper. Though their work was perilous, they whistled and joked as they worked and seemed to think nothing of it.

It's a fascinating business, boys, this working with steel. It's a real man's work, and the fellows who are at this kind of work are mighty proud of it.

Steel itself is an interesting thing, and also one of the most important things nature has given us. So I am going to tell you something about this product, boys.

Iron ore looks very much like ordinary dirt of a reddish brown color and to you, boys, it would look like it wasn't worth very much. In the United States the most noted places where iron ore is found are the Mesaba Range, in the Lake Superior region, and the great Iron Mountain in Missouri, although there are large mines in Pennsylvania, Ohio and Alabama.

I wish, boys, that you could have been with me this summer and seen the big steam shovels plunging down and ripping and tearing into Old Mother Earth, then swinging back again with their big shovels full of iron ore, and dumping them into cars.

But that was only the beginning, remember. After being loaded into the cars and ships it is taken to the big Blast Furnaces, where it is melted and refined, and then while it is a red-hot liquid, air is forced through it, by great blowing engines, which converts it into liquid steel, and then it is run out into molds. Afterward it is reheated and worked up into rails, rods, sheets, etc.

Just think, boys, of the great value of steel to us all! It gives us a safe track and safe cars for our railroads, the immense ships that cross the mighty oceans, the big sky-scrappers that look like they touch the clouds, the big guns that uphold the honor of our flag in times of war, and thousands of other things we have in every day use—like that shiny knife that is in your pocket right now.

The men who work in steel love their work. It is fascinating to build machines of all sorts. Wouldn't *you* like to be a builder—a steel worker, too? Of course, you would,—what boy with real red blood in him wouldn't? With THE AMERICAN MODEL BUILDER you can build working models of bridges, cranes, elevators, towers, and in fact almost any kind of a structure or a machine you see.

Every part is made of brass or cold-rolled steel, double plated, of the same steel we told you about in this story. So you see, you build with exactly the same material and in the same way that the big contractors and engineers build. The American Model Builder is mechanically correct. It contains all the main mechanical parts used in machinery—gears, pinions, pulleys, beams, girders, angle irons, sprockets, wheels, bolts, nuts, etc.

You may have read of other mechanical toys, fellows, but this is the one *you* want. The American Model Builder contains 15% more new and novel



# *American Model Builder*

---

parts—real automobile wheels, car wheels, truck frames, bolster plates, “T” strips, ratchet pawls, new gears, and angle irons. With it you can build *more* practical working models—models that *really operate*. (And that’s half the fun, boys—running ’em after you build ’em.) You can build models no other outfit can build. This big manual shows 370 models, and hundreds of others can be made. Just think, you can have a new toy for every day in the year!

And best of all, there’s the real electric motor we include with even the medium-priced sets! You will find it illustrated on page 3 of this book. It is a very high-grade, powerful motor. It has bronze bearings throughout, finest wiring, brushes, commutator, etc., and is not a toy, but a real motor in miniature, capable of lifting ten pounds. It can be operated on dry cells or on city current through our inexpensive transformer.

Now, boys, here’s a pointer as to how to get one of these American Model Builders. Tonight, after your father has had dinner, and is in a good humor, tell him all about this wonderful outfit, and ask him to read the following reasons why he will want you to have it.

## A TALK TO FATHERS AND MOTHERS

You, no doubt, know that the impressions and teachings received by a child in the first fifteen years of his life are the most lasting and far-reaching. He must have something to keep his mind occupied, and upon the playthings and playmates depends largely the future tendency to good or evil. A wise parent, therefore, will pay particular attention to these things, and with an earnest desire to assist in this matter, we have designed and brought out THE AMERICAN MODEL BUILDER. It is fascinating to both young and old. When a boy starts a model, he will not want to stop to eat. He will get up early in the morning to take up where he left off the night before.

With the steel beams, girders, gears, pulleys, etc., he can build working models of the very same things that he sees in the city or elsewhere and while he plays, he learns, and his mechanical inclination developed.

It is a quiet game, and where several boys are playing there will be no scuffling or quarreling to disturb the older people. The furniture will not get damaged from rough play. The fact that they are creating holds them spell-bound. It is a meaningless play that develops dissatisfaction, discontent and quarreling. Purposeful play makes them staple, and self-contained.

Put up in progressive outfits, the smallest retailing at 50c puts them within the range of everybody. It is an easy matter to add to the outfits as the boy grows. Give your boy this new game and watch him develop. You will never regret it. It will be the foundation stone of industry in his character, and a big satisfaction to you.

With these thoughts we invite your serious consideration of this booklet and your selection from the various outfits shown.

THE AMERICAN MECHANICAL TOY CO.,  
Dayton, Ohio, U. S. A.



# *the Boss of 'em all!*

## *A FREE MOTOR*


### This "Beats 'em All"

### Just think of it, Boys!

---

THIS MOTOR  
GIVEN FREE  
with regular Out-  
fits No. 4, 5, 6 and  
7 and with Acces-  
sory Outfit No.  
3½.

---



---

This cut shows  
the actual size of  
the motor. It  
should be seen to  
be appreciated.

---

This is a REAL MOTOR—not a toy,—but the *real thing*. It has bronze bearings throughout, finest wiring, brushes, commutator, etc. Will lift ten pounds.

If you have one of the smaller outfits and want a motor, you can buy it separately from your dealer. The retail price is \$1.00, and if you want one with stop, start and reverse switch, the price is \$1.50.

#### ENCLOSED TYPE MOTOR

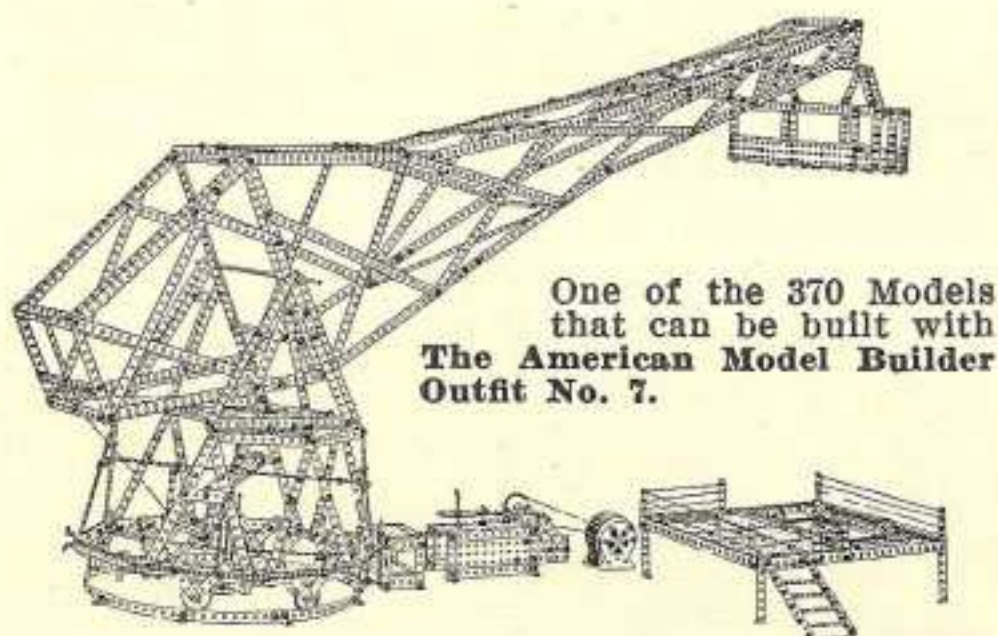
It is the only enclosed type of motor on the market at the price.

We have spent considerable time and money in developing this motor, and it is only because we are manufacturing them in very large quantities that we are able to retail them at \$1.00. It is perfectly safe at all times, and will effectually keep the dust and dirt out of the wearing parts.



# American Model Builder

## THE AMERICAN MODEL BUILDER:



One of the 370 Models  
that can be built with  
The American Model Builder  
Outfit No. 7.

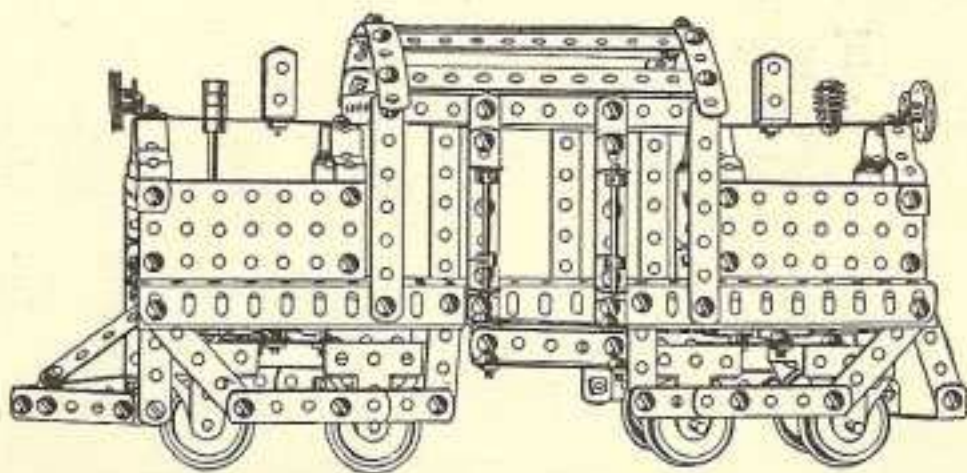
**AEROSCOPE**

This is not a toy, but a scientific outfit, intended for wide-awake boys. It teaches mechanical principles which could never be made clear by books. It trains the mind, stirs the ambition, develops the imagination, and cultivates the inventive faculties of every boy—he builds big things on a small scale.

This year we have added to the various sets from 15% to 20% entirely new and novel parts, such as car wheels, truck frames, bolster plates, T strips, auto wheels, engine cranks, shaft connectors, flat plates,  $2\frac{1}{4}$ " gear wheel, etc., which enables the boy, to build a larger variety of working mechanical models than ever before.

Our Complete Manual of Instructions shows 370 Models that can be made, and hundreds of others can be designed from the same material. The illustrations found on the following pages, which are about 1/10 actual size, will give some idea of the assortment and appearance of the models that can be made from the various outfits.

**CAUTION** Owing to the great popularity of The American Model Builder Outfits, cheap imitations made of inferior, flimsy materials are offered by some unscrupulous dealers, and in order to protect the public, we have adopted the Trade Mark shown on the back cover of this Catalog, and this will be found on every box, as well as the cover of our Instruction Books. *Be sure to look for it and refuse to accept any imitations.*

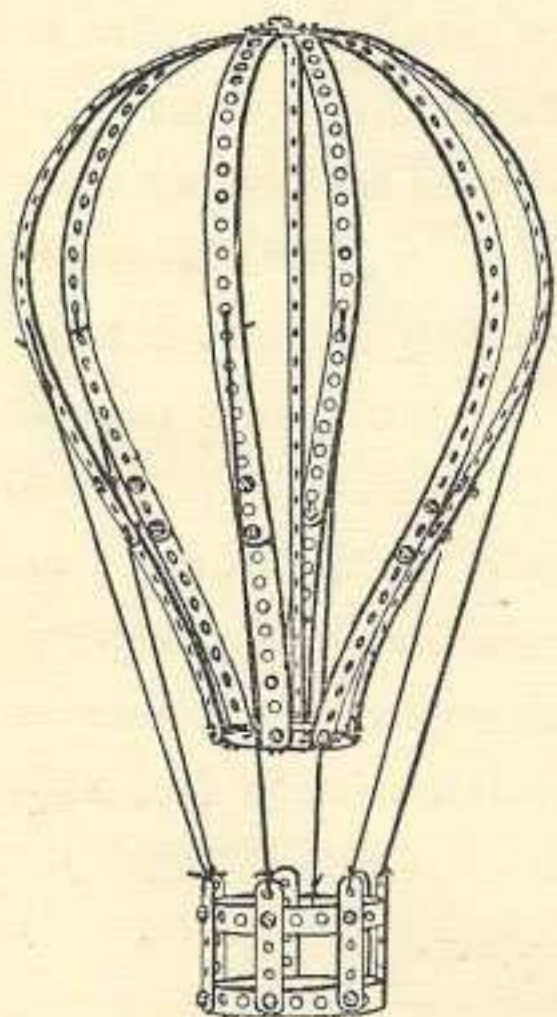


**ELECTRIC LOCOMOTIVE**

One of the 336 Models that can be built with The American Model Builder Outfit No. 5.



# *the Boss of 'em all!*



**BALLOON**

One of the 297 Models that can be built with The American Model Builder Outfit No. 3

with even the medium priced sets. Such models as Hall Clock, which will actually run for over two hours, a Weaving Machine which will actually make a rug, a Job Printing Press, which has all the movements of a real printing press, the Aeroscope, which is an exact duplicate of the one used at the Panama Exposition, a Coal Hoist that has all the movements and mechanism of a hoist that actually loads large steamers, and many others, are some of the distinguishing features of *The American Model Builder*.

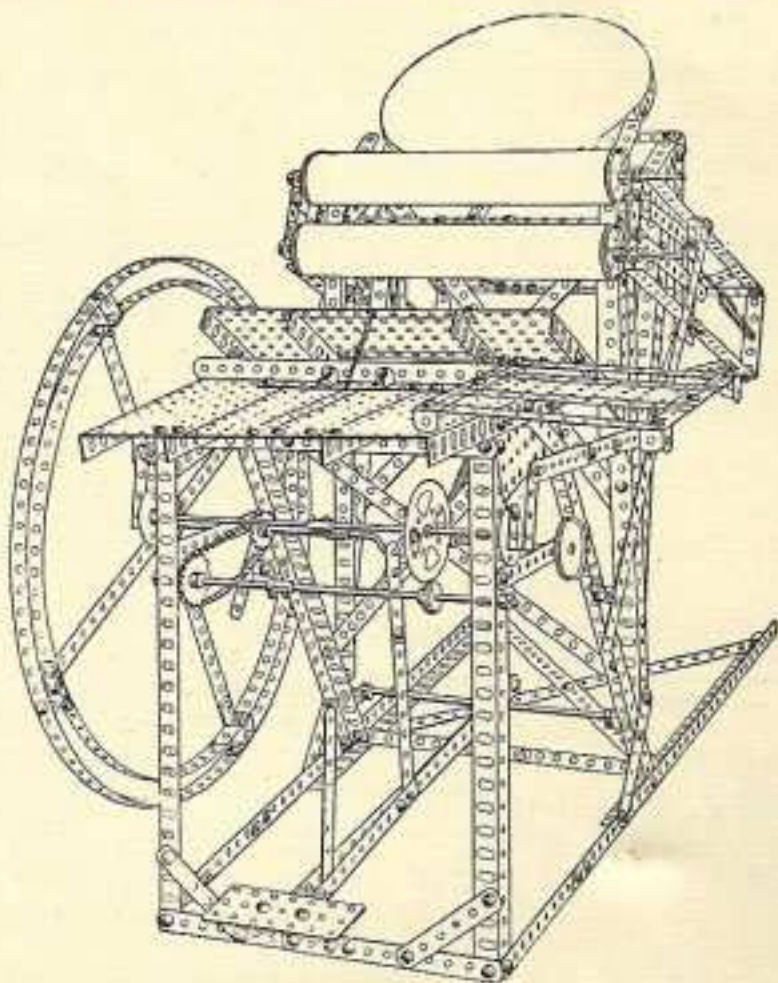
**QUALITY** In the production of this article we are maintaining the same high-grade quality that has characterized our sets for the last four years. All the steel parts are made from the finest cold rolled steel, of sufficient thickness to make the models strong and substantial, when completed. All such parts as worms, collars, pinions, pulleys, etc., are made from solid brass. All steel parts are double-plated to prevent tarnishing.

No expense or effort has been spared to make *The American Model Builder* the most perfect and complete Construction Set that has ever been offered to the public.

**MODELS** The fascination of any steel construction outfit lies in the number and variety of models that can be made. Owing to the large number of new and novel parts included in our sets this year, one is enabled to build more than four times as many models as ever before. In our Complete Book of Instructions we are showing 370 distinct models, that can be made with the various outfits—a *new model for every day in the year*.

These models have been carefully selected for their mechanical accuracy, from over 3,500 models that have been built in our Experimental Department, and any boy can design hundreds of others in addition to those shown in our Instruction Book.

The majority of models shown in the book this year are designed so that they can be operated with our electric motors, which are given free

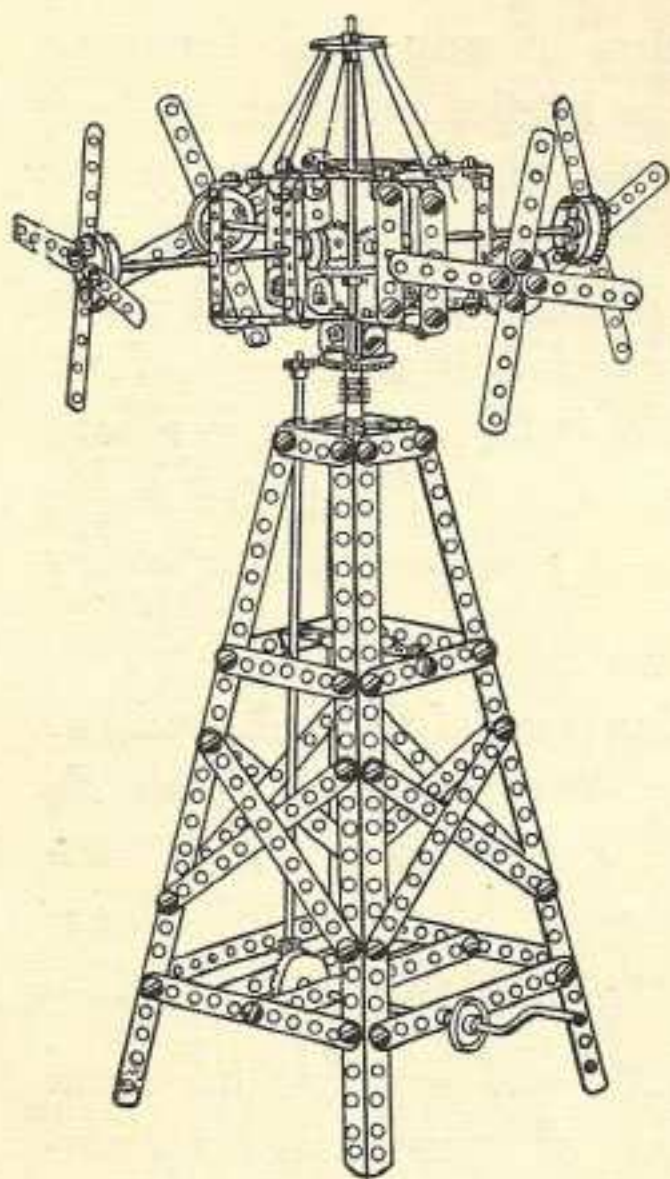


**JOB PRINTING PRESS**

One of the 352 Models that can be built with The American Model Builder Outfit No. 6.



# American Model Builder



GEARED WIND MILL

One of the 336 Models that can be built with The American Model Builder Outfit No. 5.

OUTFITS The American Model Builder is made in eight Regular progressive sets and seven Accessory Sets. The Regular outfits are numbered from 0 to 7 inclusive and the Accessory Sets from 0 $\frac{1}{2}$  to 6 $\frac{1}{2}$  inclusive. An Accessory Set should not be purchased unless you have a Regular Outfit, as these are intended to increase the regular outfits into the one of the next higher number. For instance, if you possess a No. 2 outfit and wish to convert it into a No. 3, you can do so by purchasing a No. 2 $\frac{1}{2}$  outfit. The No. 3 $\frac{1}{2}$  contains enough parts to convert a No. 3 into a No. 4, etc.

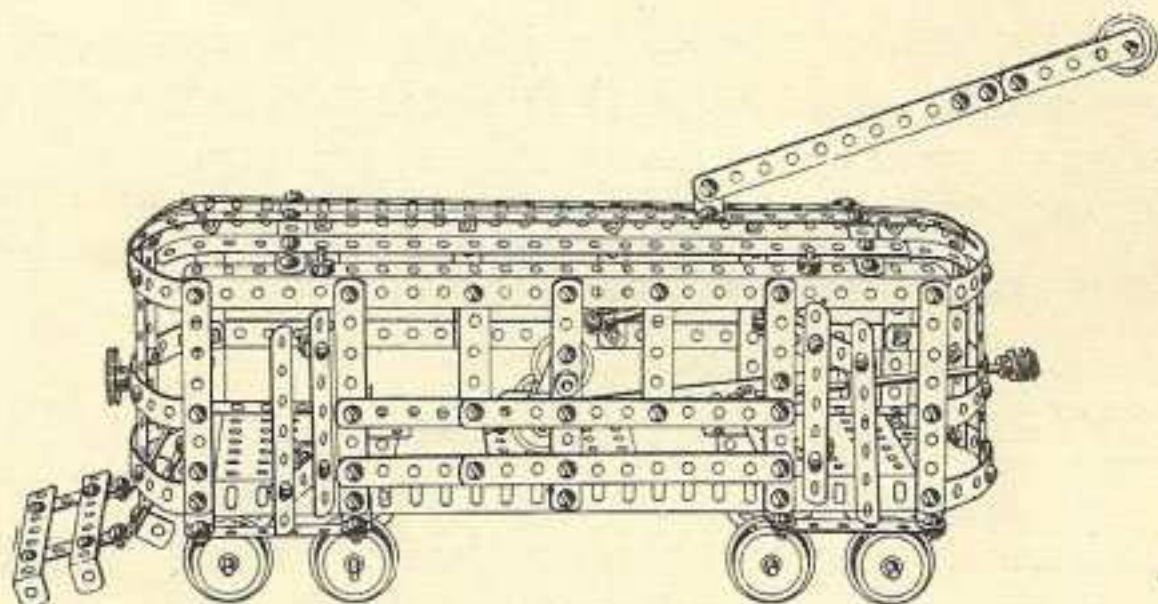
INSTRUCTION BOOKS With outfits No. 0, 0 $\frac{1}{2}$  and 1, special Books of Instruction are furnished, applicable to those outfits. With all the larger outfits, our

Complete Manual of Instruction is furnished, showing 370 select models that can be made with the outfits. In order to encourage the building of original models, we are offering \$500.00 worth of prizes, as explained on page 17 of this book.

## CONSTRUCTION

We are the originators of the collar and set screw fastening of all moving parts to the axles, and are maintaining this important feature throughout all our outfits, equipping all our wheels with a brass collar, and a case-

hardened, set-screw, cupped at the end, which provides a simple and a positive fastening in all working models. A single turn of the screw driver will secure any wheel on the axle and prevent slipping.



PAY ENTER CAR

One of the 336 Models that can be built with The American Model Builder Outfit No. 5.



# the Boss of 'em all!

## The American Model Builder Outfit No. 0

This outfit, while intended for very young beginners, permits of a very wide scope of model building. It contains 53 parts, and 105 models are shown in the Instruction Book, that can be made with this Outfit. Packed in a neatly covered cardboard box.

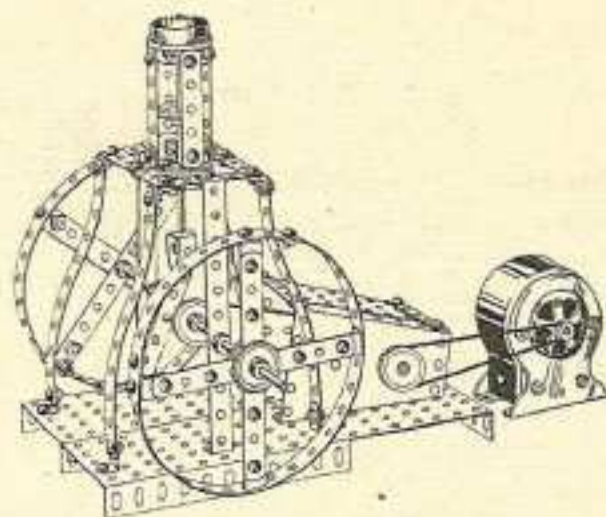
PRICE ..... 50c

For insurance and free delivery in U. S. A. add 10c

*No. 0 1/2 Accessory Outfit contains sufficient parts to convert a No. 0 into a No. 1 Outfit.*

Price ..... 50c

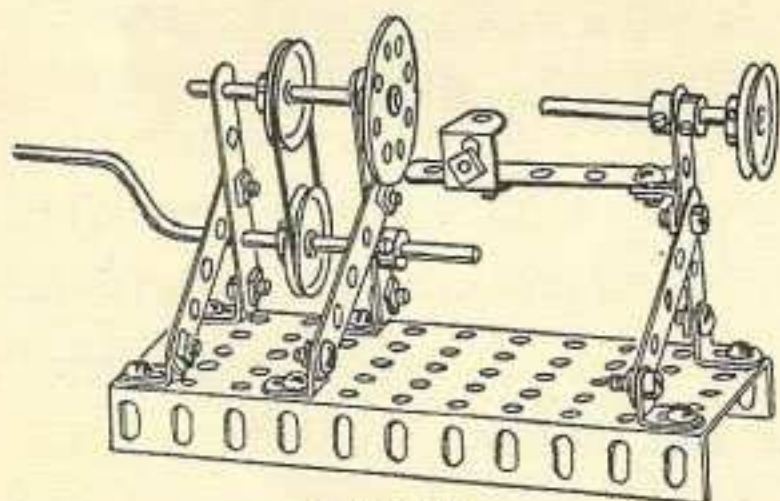
For insurance and free delivery in U. S. A. add 10c



**AIR COMPRESSOR**

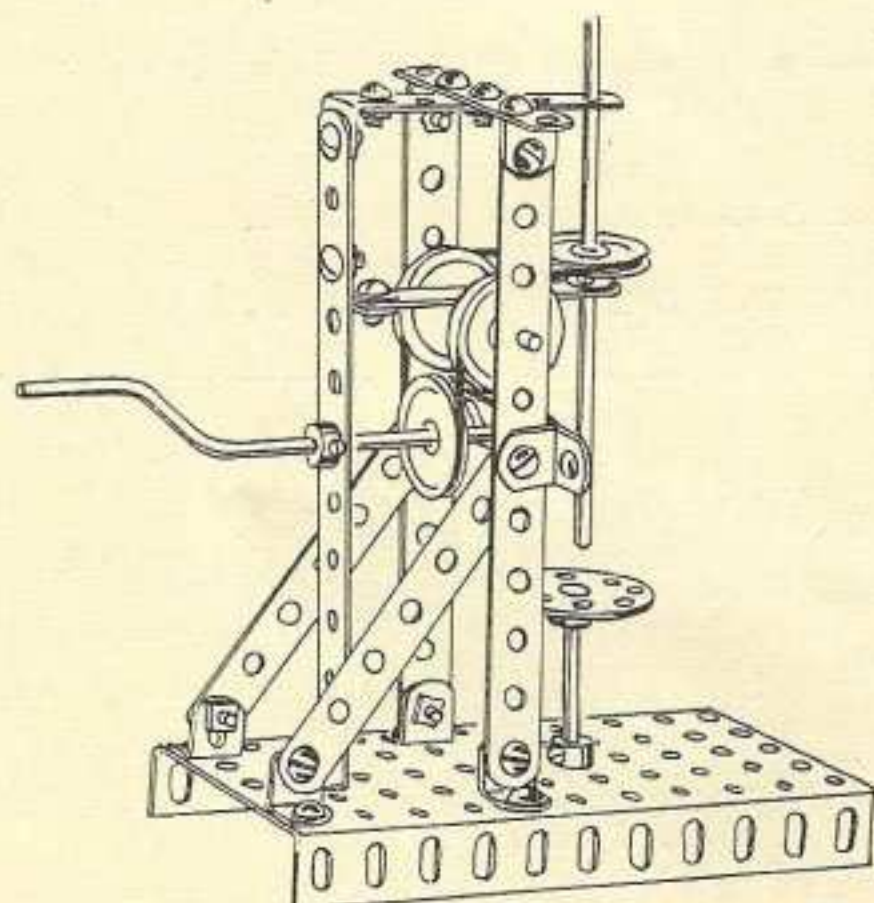
One of the 314 Models that can be built with **The American Model Builder Outfit No. 4.**

## The American Model Builder Outfit No. 1



**LATHE**

One of the 173 Models that can be built with **The American Model Builder Outfit No. 1.**



**DRILL PRESS**

One of the 173 Models that can be built with **The American Model Builder Outfit No. 1.**

This outfit contains 114 parts, and out of the hundreds of models that can be made, we are showing 173 of the best in the Book of Instructions furnished with this outfit.

Among the models are Truck, Windmill, Hoist Derrick, Aeroplane, Lathe, Transport, R. R. Signal, Drill Press, Grind Stone, Well Drill, Monoplane, Zeppelin, Trolley Car, Inclined Railway and many others too numerous to mention.

This outfit is packed in a neatly covered box, having eight compartments, and is furnished with a 24-page Instruction Book, with full drawings for 173 models.

PRICE ..... \$1.00

For insurance and free delivery in U. S. A. add ..... 15c

*No. 1 1/2 Accessory Outfit contains sufficient parts to convert a No. 1 into a No. 2 Outfit.*

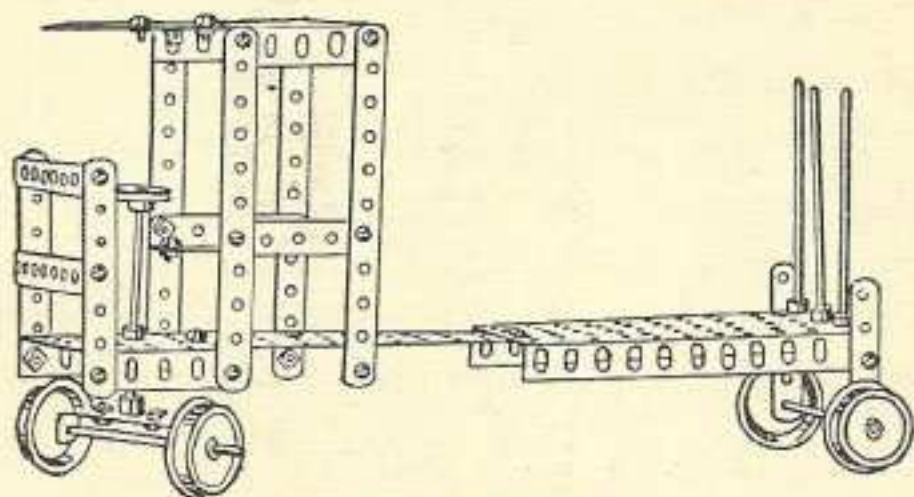
Price ..... \$1.00

For insurance and free delivery in U. S. A. add ..... .15



# American Model Builder

## The American Model Builder Outfit No. 2



**AUTO TRUCK**

One of the 232 Models that can be built with  
The American Model Builder Outfit No. 2.

This is the outfit that we recommend for beginners, as it contains 188 parts, and will build 232 models, full drawings of which are shown in the Book of Instructions. In addition to our regular parts, this outfit contains many of the new parts furnished this year, such as Car Wheel, Truck Frame, Bolster, T Strip, and Flat Plates.

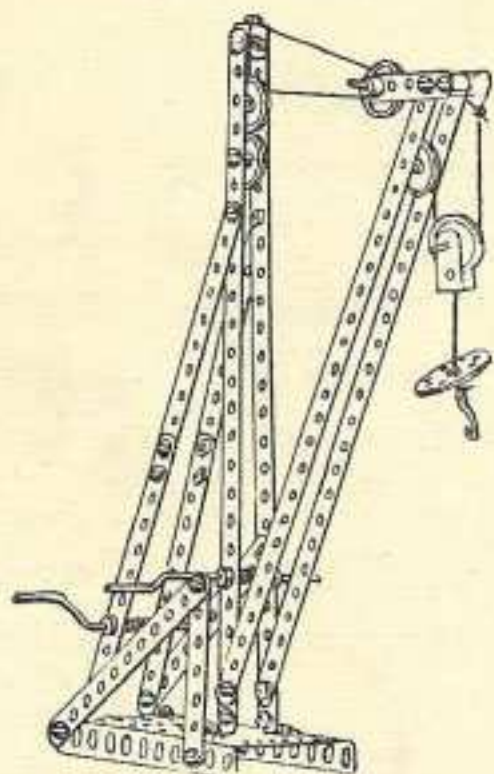
In addition to the models shown with Outfit No. 1, this outfit will build such models as Siege Gun, Auto Dumping Truck, Submarine, Scroll Saw, R. R. Car, Buffer and Grinder, Bi-Plane, Gun-Boat, Revolving Derrick and hundreds of others which lack of space prevents mentioning.

This outfit is packed in a neatly covered box, having nine compartments, and is provided with an 80-page Manual of Instructions, which shows drawings of the various models that can be made.

PRICE .....\$2.00  
For insurance and free delivery in U. S. A. add .25


*Accessory Outfit contains sufficient parts to convert a No. 2 into a No. 3 Outfit*

Price .....\$1.00  
For insurance and free delivery in U. S. A.  
add ..... .25



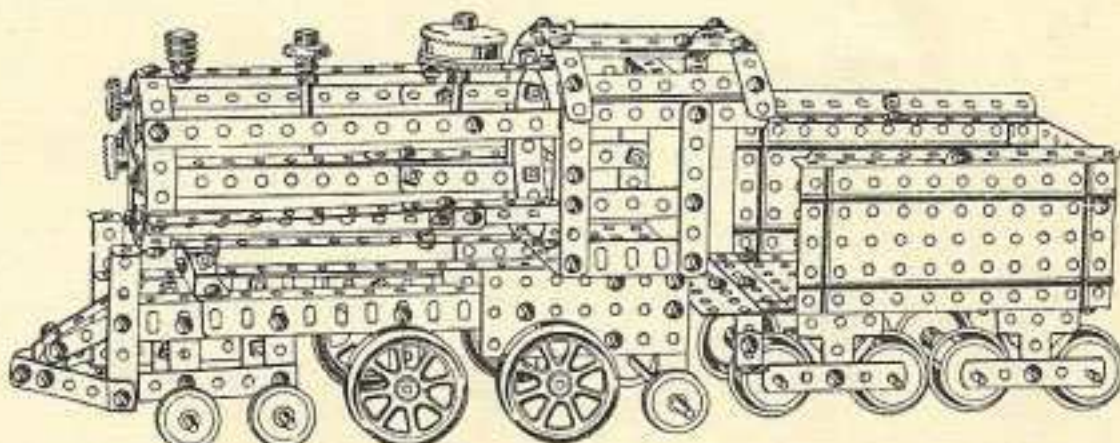
**BOOM DERRICK**

One of the 232 Models that  
can be built with The  
American Model Builder  
Outfit No. 2.



**TRACTION ENGINE**

One of the 314 Models that can be  
built with The American Model  
Builder Outfit No. 4.



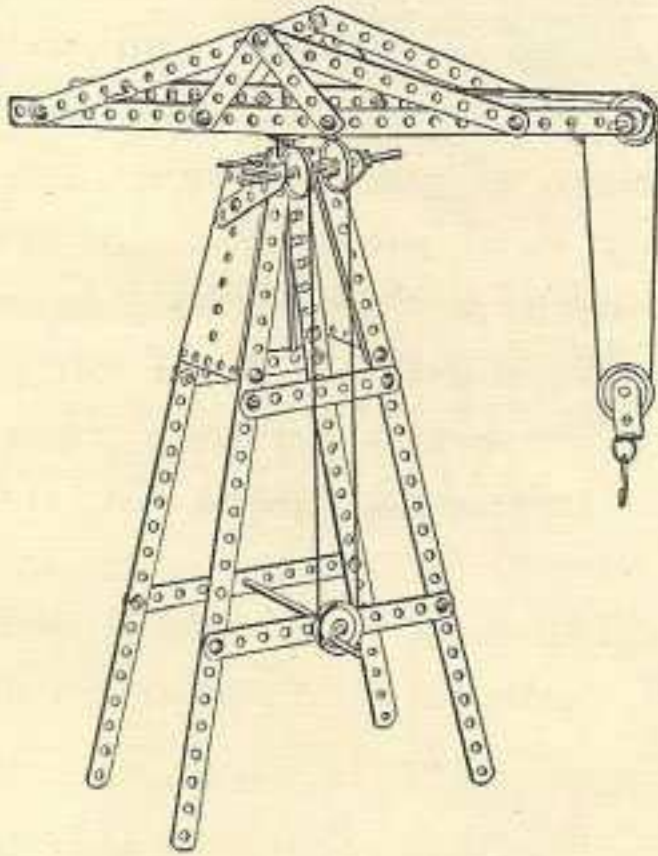
**LOCOMOTIVE**

One of the 336 Models that can be built with The  
American Model Builder Outfit No. 5.



# *the Boss of 'em all!*

## The American Model Builder Outfit No. 3

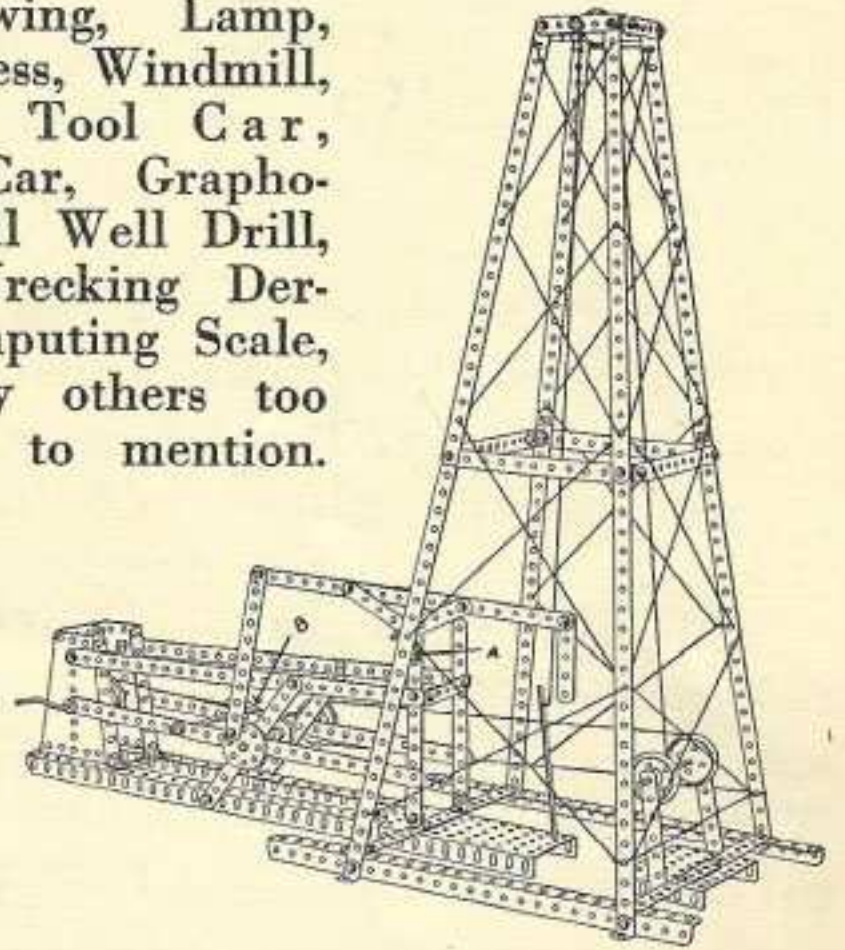


**OVERHEAD ROTARY CRANE**  
One of the 232 Models that can be built with The American Model Builder Outfit No. 2.

This outfit is packed in a neatly covered strong, substantial box, having eight separate compartments, and is provided with our 80-page manual of Instructions, which shows drawings of all the models that can be made.

This is an excellent outfit, and is most suitable for a boy eight or nine years of age. It affords a varied assortment of working models, and will be found very interesting and instructive. This set contains 297 parts, and will build 271 models.

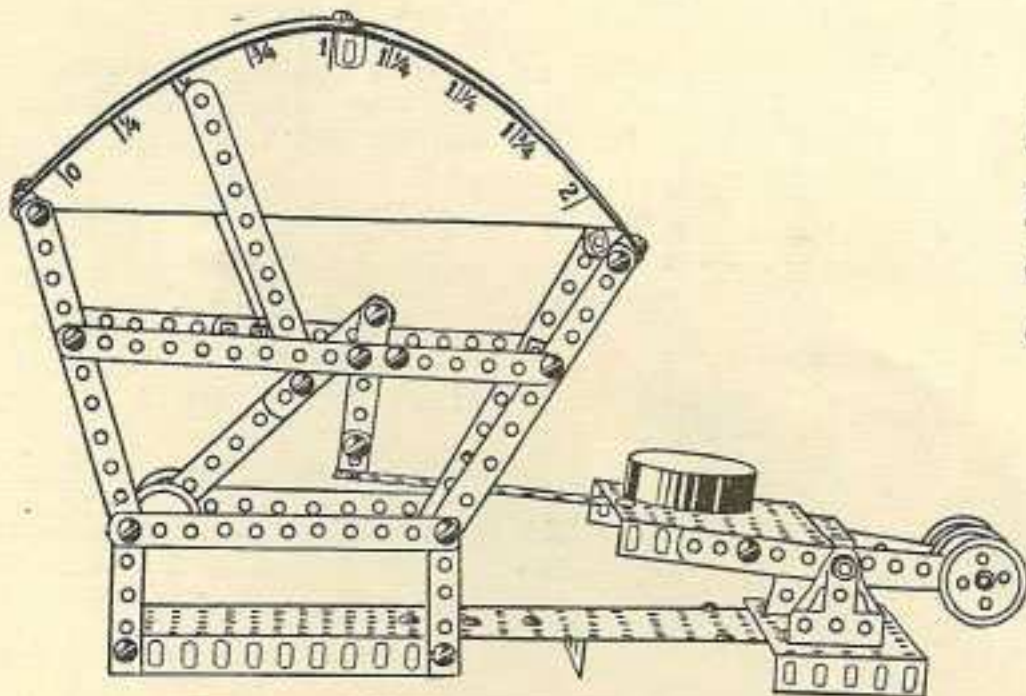
In addition to all the models listed under Outfits Nos. 1 and 2, this outfit will build such models as Bridge, Lawn Swing, Lamp, Punch Press, Windmill, Dirigible, Tool Car, R. R. Car, Graphophone, Oil Well Drill, R. R. Wrecking Derrick, Computing Scale, and many others too numerous to mention.



**OIL WELL DRILL**  
One of the 271 Models that can be built with The American Model Builder Outfit No. 3.

PRICE .....\$3.00

For insurance and free delivery in U. S. A. add..... .35



**COUNTER SCALE**  
One of the 271 Models that can be built with The American Model Builder Outfit No. 3.

*No. 3½ Accessory Outfit contains sufficient parts to convert a No. 3 into a No. 4 Outfit. A No. 100 Motor included in this Accessory outfit free.*

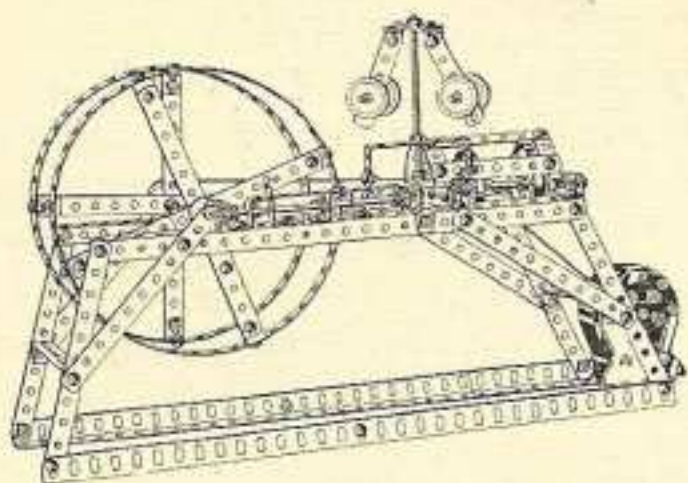
Price .....\$2.00

For insurance and free delivery in U. S. A. add..... .25



# American Model Builder

## The American Model Builder Outfit No. 4



**GAS ENGINE**

One of the 314 Models that can be built with The American Model Builder Outfit No. 4.

This is the most popular in our entire collection. It contains 392 parts and will build 314 models. With this set the principles of various kinds of gearing are demonstrated and clearly explained. It contains many new parts, such as Car Wheel, Auto Wheel, Truck Frame, Bolster Plate, T Strip, Flat Plate, Shaft Connector, Engine Crank, and in addition, is furnished with a No. 100 Motor free.

In addition to all models listed under outfits Nos. 1, 2 and 3, it enables the boy to build

such models as Titan Crane, Trip Hammer, Steam Shovel, Pile Driver, Traction Engine, Yacht, Gas Engine, Turning Lathe, Air Compressor, Dreadnaught, Stationary Engine, and many others too numerous to mention.

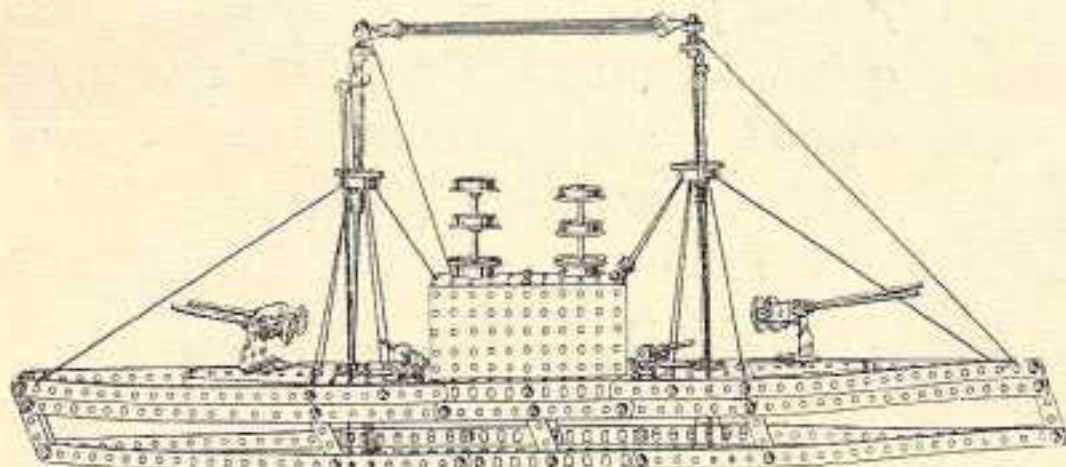
This outfit is packed in a large substantial box provided with a removable tray. It has 12 compartments for the various parts. With this set is furnished our 80-page Manual of Instructions, which shows full drawings of all the models that can be made.

PRICE including No. 100 Motor.....\$5.00  
For insurance and free delivery in U. S. A.  
add ..... .35

No. 4 1/2 Accessory Outfit contains sufficient parts to convert a No. 4 into a No. 5 Outfit.

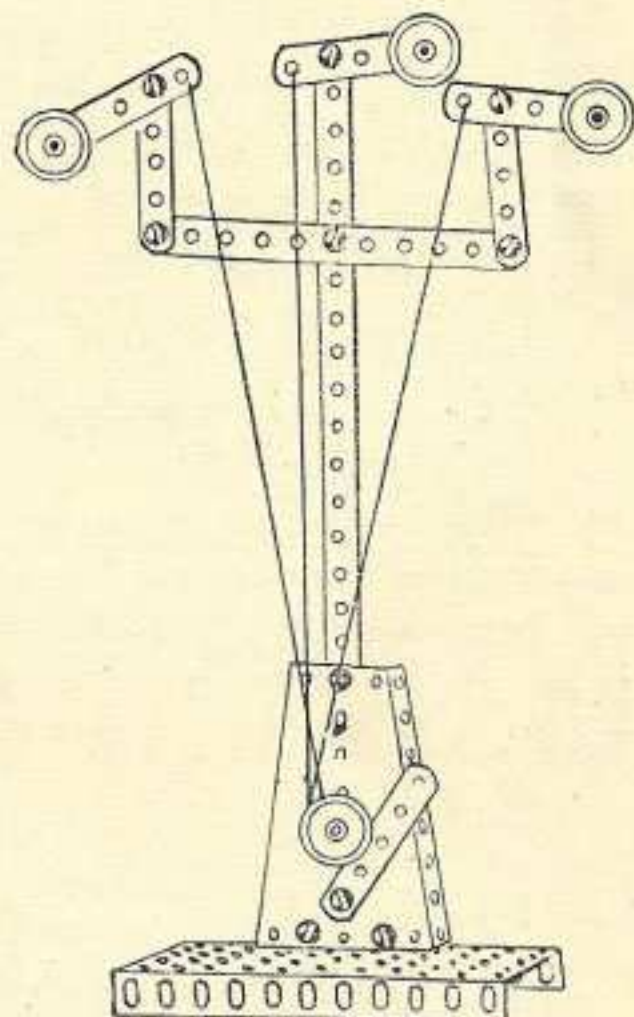
Price .....\$2.50

For insurance and free delivery in U. S. A.  
add ..... .25



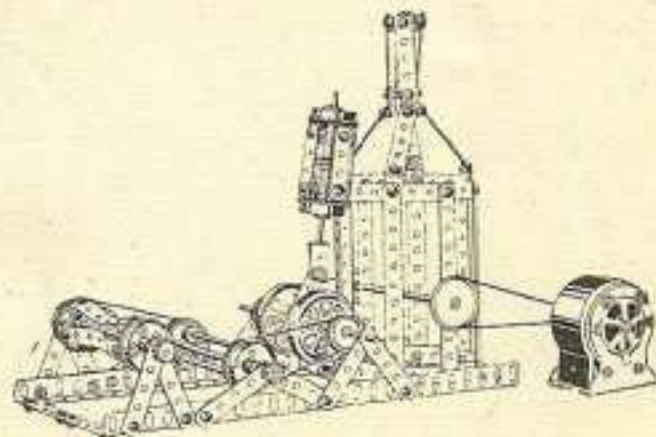
**BATTLESHIP**

One of the 314 Models that can be built with The American Model Builder Outfit No. 4.



**TRIPLE R. R. SIGNAL**

One of the 173 Models that can be built with The American Model Builder Outfit No. 1.



**HOISTING ENGINE**

One of the 336 Models that can be built with The American Model Builder Outfit No. 5.

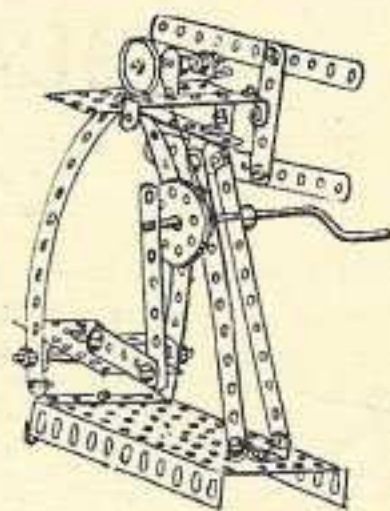


# the Boss of 'em all!

## The American Model Builder Outfit No. 5

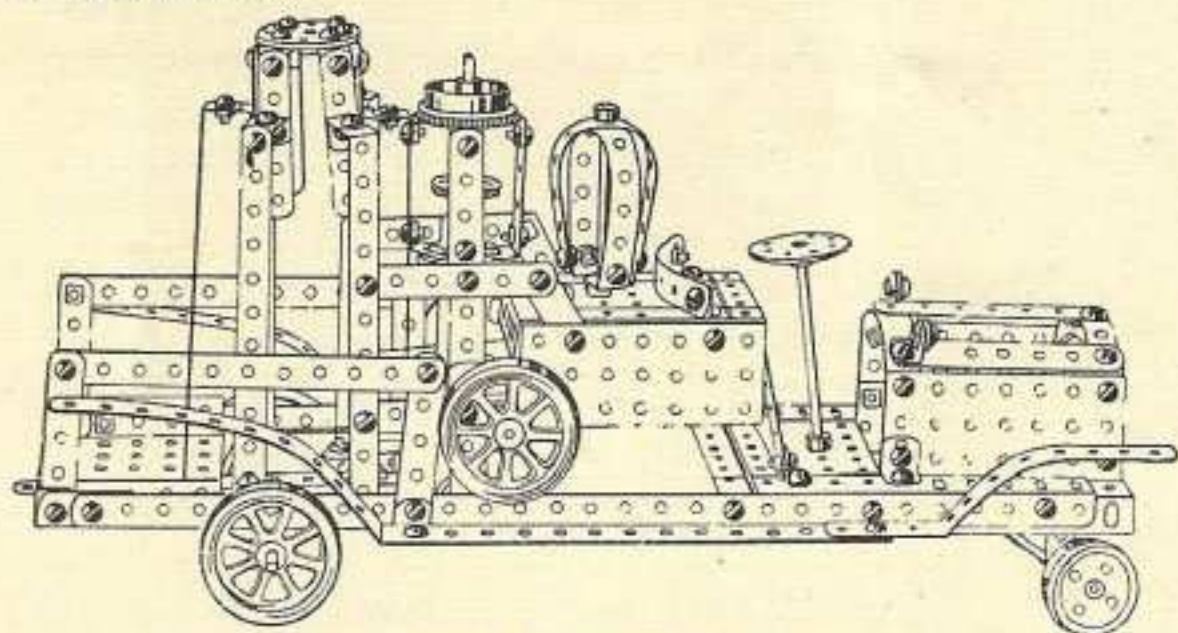
This outfit we highly recommend for any boy, as it contains 585 parts and will build 326 models. A great many mechanical movements are demonstrated which it is impossible to show with the preceding models. All of the models are interesting and instructive. In this outfit is included *free* our No. 150 Motor, which has stop, start and reverse switch.

This outfit enables the boy to build all the models listed in outfits Nos. 1, 2, 3 and 4, and in addition thereto, such models as Coal Elevator, Electric Locomotive, Warehouse with Elevator, Gantry Crane, Punch Press, Road Roller, Motor Fire Engine, Hoisting Engine, Motor Boat, Battleship, Pullman Car, and many others too numerous to mention.



**SCROLL SAW**

One of the 232 Models that can be built with The American Model Builder Outfit No. 2.



**MOTOR FIRE ENGINE**

One of the 336 Models that can be built with The American Model Builder Outfit No. 5.

This outfit is packed in a strong, substantial box with a removable tray. It has 12 compartments, and includes our No. 150 Motor *free*.

There is also furnished with this outfit our 80-page Complete Manual of Instruction, showing full drawings of all of the models that can be made.

PRICE including No. 150 Motor.....\$7.50

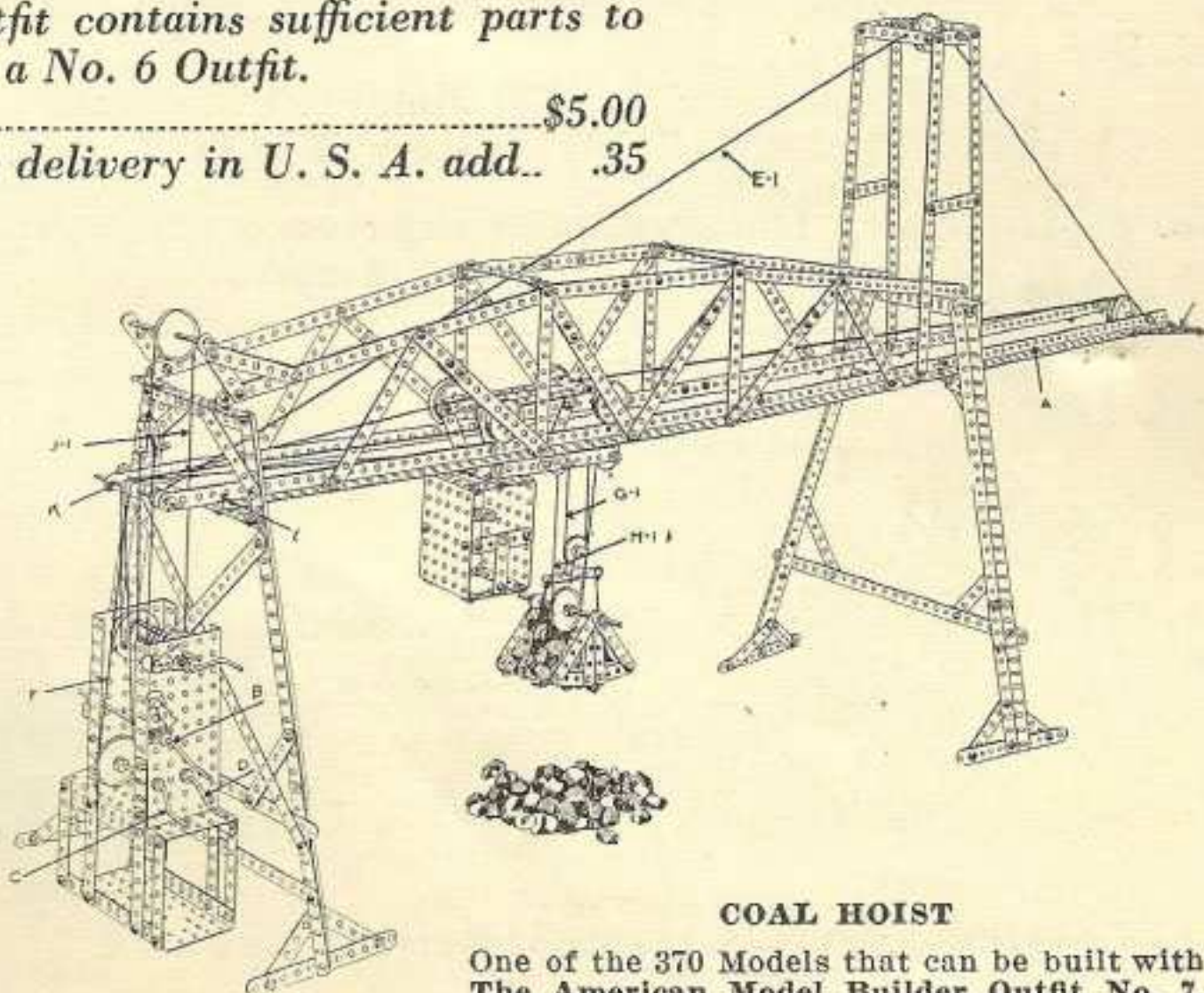
For insurance and free delivery in U. S. A. add.....50

No. 5½ Accessory Outfit contains sufficient parts to convert a No. 5 into a No. 6 Outfit.

Price .....\$5.00

For insurance and free delivery in U. S. A. add.. .35

Owing to the limited space in this booklet we were compelled to reduce the cuts of the models to about 1/10 the actual size of the models, some of the models measuring from 4 to 6 feet high and others 6 to 8 feet wide.



**COAL HOIST**

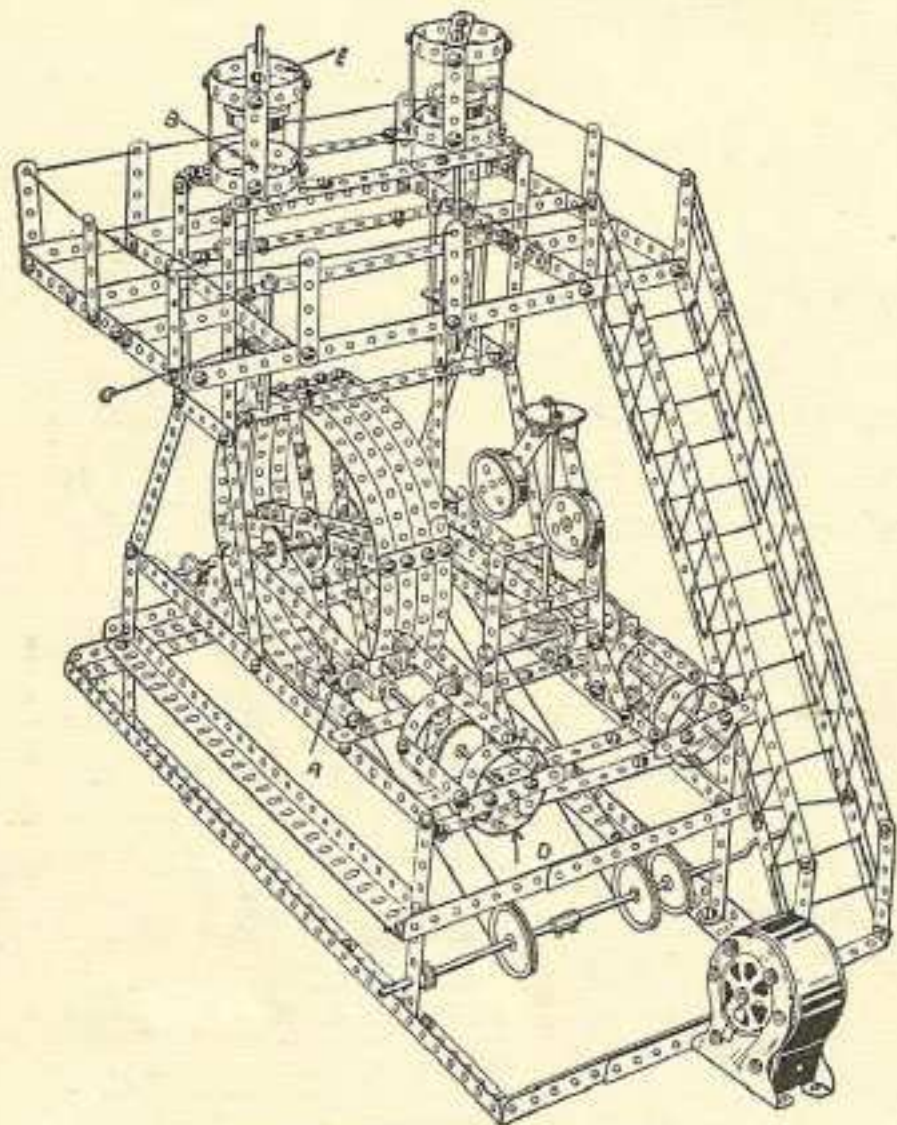
One of the 370 Models that can be built with The American Model Builder Outfit No. 7.



# American Model Builder

## SPECIAL PRESENTATION OUTFIT

### The American Model Builder Outfit No. 6



**STATIONARY ENGINE**

One of the 352 Models that can be built with  
The American Model Builder Outfit No. 6.

This outfit contains a varied assortment of 1005 parts, and with it 352 attractive and complicated models can be made. It is a source of infinite and ever changing delight, and enables the builder to make, in addition to those listed under outfits Nos. 1, 2, 3, 4, 5, and 6 such models as Cable R. R., Machine Shop, R. R. Wrecking Car, Merry-Go-Round, Panama Crane, Electric R. R., Weaving Machine, Job Printing Press, Stationary Engine, and many others, but lack of space prevents mentioning.

This outfit is packed in a solid oak cabinet, in Mission finish and provided with a removable wood tray and fitted with wood partitions throughout. There is furnished with this outfit our 80-page Manual of Instructions, which shows full drawings of all the models that can be made.

This will make an excellent present for any thinking boy.

PRICE including No. 150 Motor.....\$15.00

For insurance and free delivery in U. S. A. add..... .75

This same outfit is also packed in a cardboard box instead of a quartered oak box.

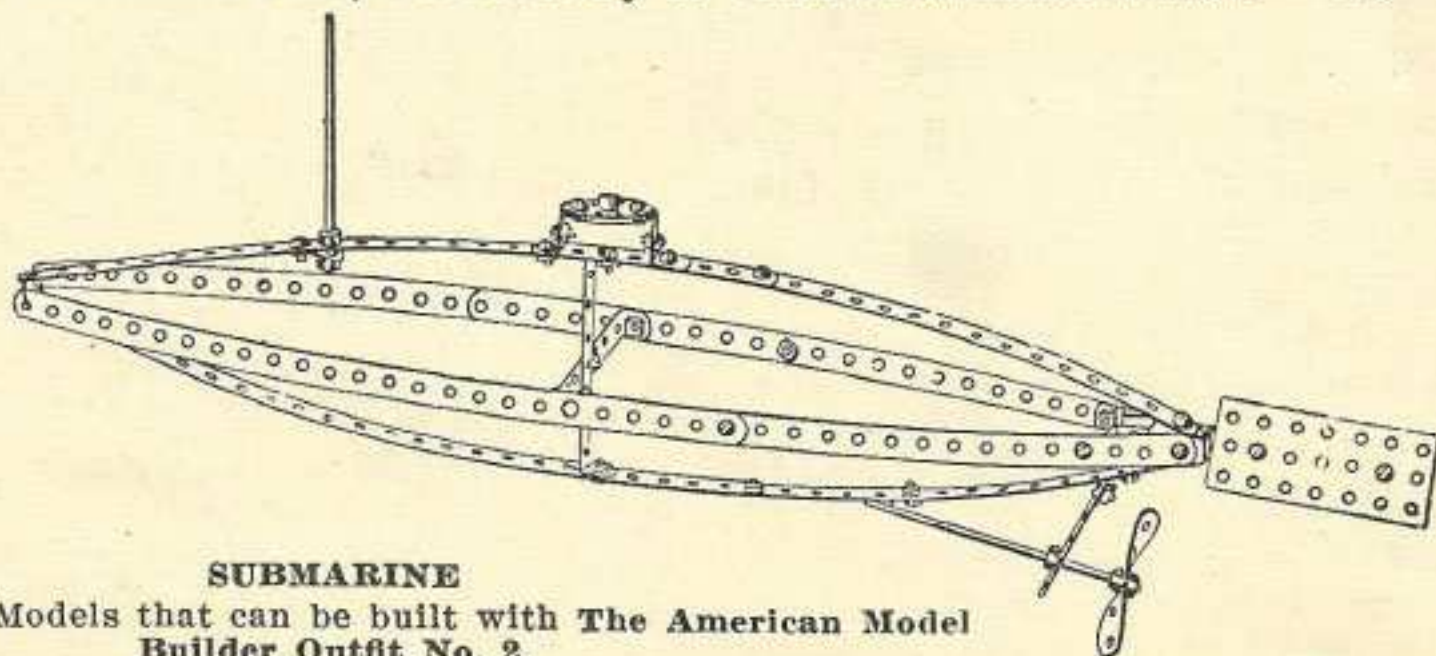
PRICE including No. 150 Motor.....\$12.50

For insurance and free delivery in U. S. A. add..... .75

No. 6½ Accessory Outfit contains sufficient parts to convert a No. 6 into a No. 7 Outfit.

Price .....\$10.00

For insurance and free delivery in U. S. A. add..... .75



**SUBMARINE**

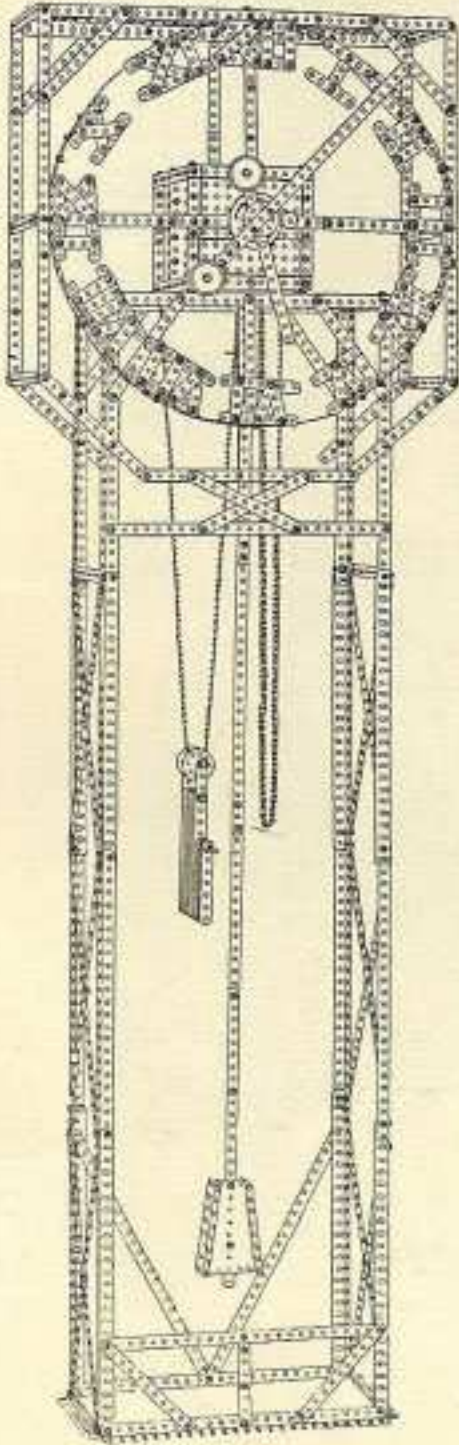
One of the 232 Models that can be built with The American Model  
Builder Outfit No. 2.



# *the Boss of 'em all!*

## SPECIAL PRESENTATION OUTFIT

### The American Model Builder Outfit No. 7



**HALL CLOCK**

One of the 370 Models that can be built with The American Model Builder Outfit No. 7.

There is also furnished with this outfit two copies of our 80-page Complete Manual of Instructions, showing full drawings of all of the models that can be made.

Price including No. 150 Motor..\$25.00  
For insurance and free delivery in  
U. S. A. add .....\$ 1.00

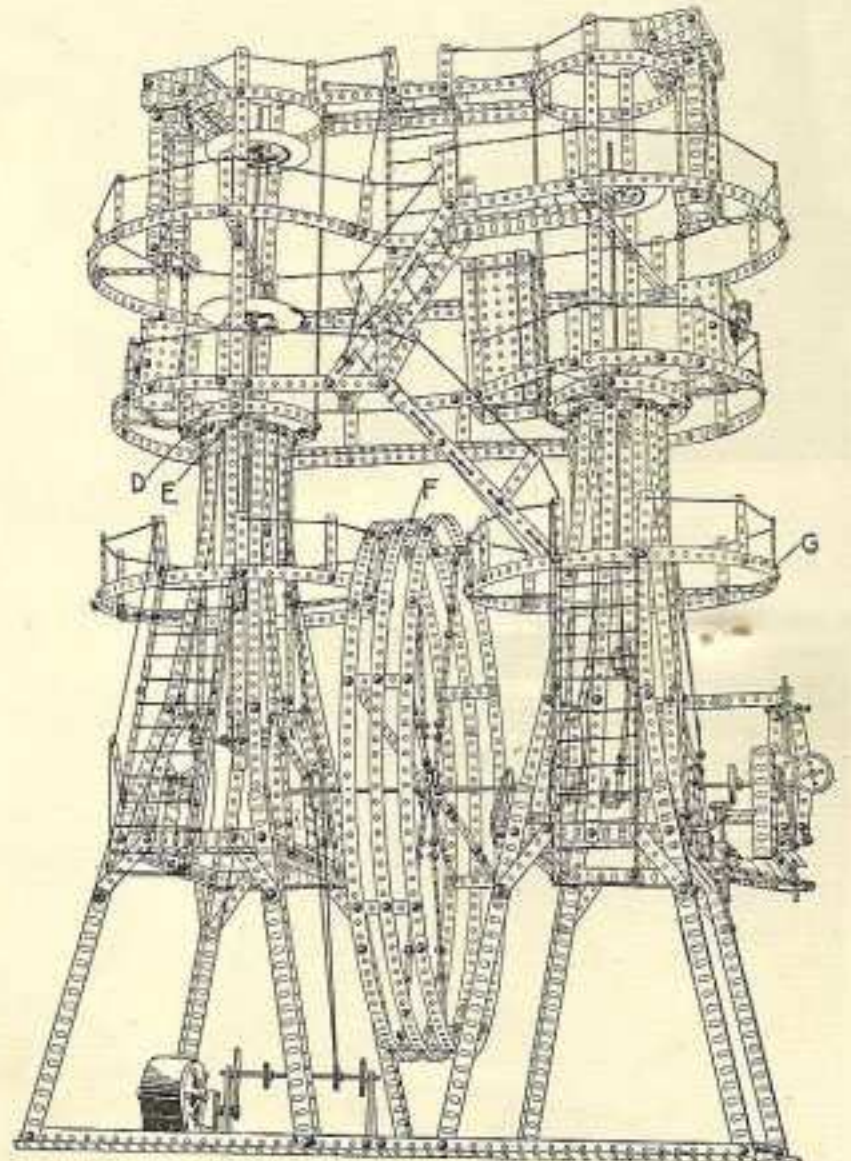
The purchase of this outfit is the most profitable investment that can be made for any boy. In addition to being a source of constant delight, it gives a practical knowledge that would take years to acquire from technical books.

This is a most magnificent set and is an equipment which should be in the hands of every boy who is at all mechanically inclined. It contains 1,971 parts and will build 370 models. Any boy who has mastered the construction of these models has a good practical knowledge of mechanics which will stand him in hand all through life.

Some of the models that can be made with this outfit are from four to six feet in height, and give a most realistic representation of some of the achievements of our greatest mechanical engineers.

In addition to the models listed under outfits Nos. 1, 2, 3, 4, 5 and 6 the following can be made: Coal Hoist, Cylinder Press, Aeroplane, Ferris Wheel, Aerial Bridge, Zeppelin, Vertical Cross-Compound Blowing Engine, Aeroscope, Hall Clock and many others too numerous to mention.

This outfit is packed in a solid Mahogany box, dull finish, provided with two removable wood trays; has wood partitions throughout, and fitted with substantial hinges and lock. With this outfit is included our No. 150 Motor free.



**CROSS COMPOUND BLOWING ENGINE**

One of the 370 Models that can be built with The American Model Builder Outfit No. 7.

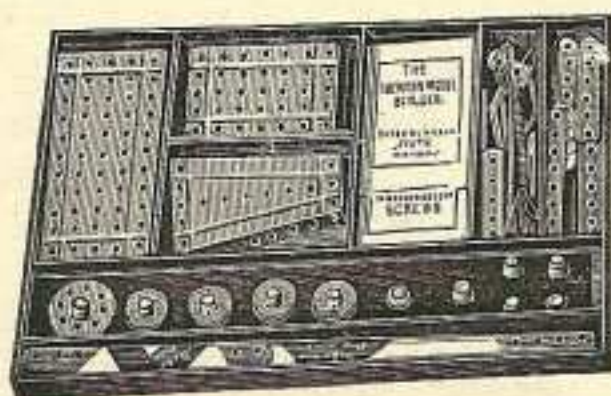


# American Model Builder

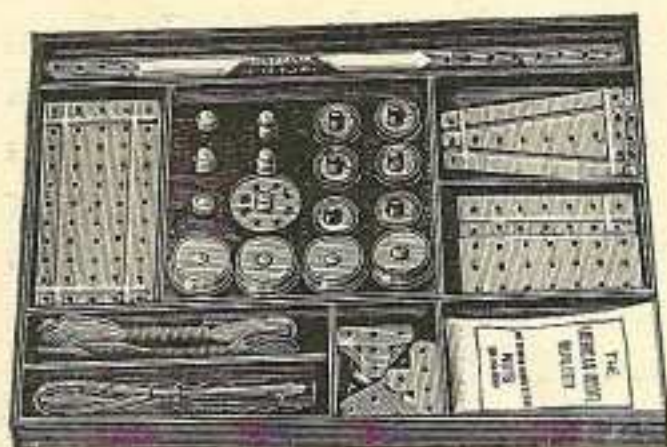
## HOW OUR OUTFITS ARE PACKED

We take great pride in packing our outfits so that they will reach destination in the very best possible condition. Bolts and nuts are put up in individual packages, strips, girders and other similar parts in bundles. Besides, various compartments in the boxes and trays are provided for such parts as plates, axles and cranks. Small parts such as wheels, pulleys, gears, and pinions are fastened securely to a cardboard.

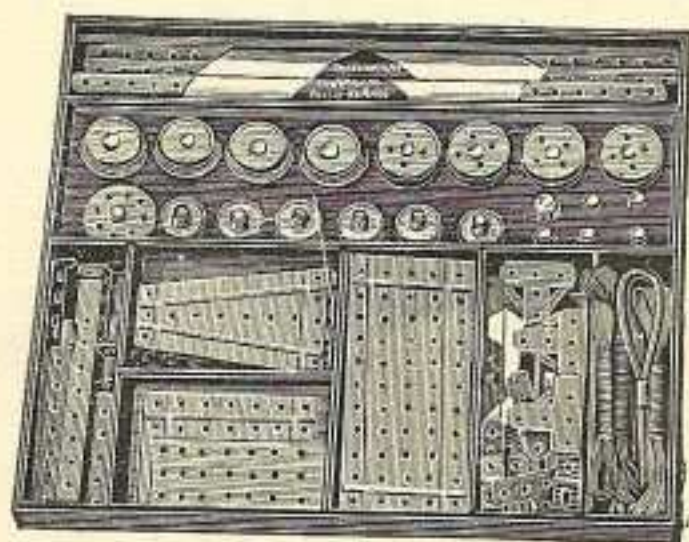
Space does not permit us to show the No. 0 and No. 6 Regular Outfit or any of the Accessory Outfits, but these are packed in exactly the same manner.



OUTFIT NO. 1



OUTFIT NO. 2



OUTFIT NO. 3



OUTFIT No. 4




OUTFIT NO. 5



OUTFIT NO. 7



# the Boss of 'em all!



**MOTOR Style No. 100**


ating any model made with The American Model Builder Outfits, when used in connection with our No. 350 Countershaft.

Price, complete .....\$1.00  
For free delivery in U. S., add..... .10

Our No. 100 MOTOR has been especially designed for operating the models built with the American Model Builder in connection with our Geared Countershaft No. 350. The Motor can be run from one or two dry cells or from city current through our No. 400 or No. 410 Transformer. It is made of steel, with bronze bearings throughout and is high grade in every respect. It stands  $3\frac{1}{8}$ " high and has a three-pole armature  $1\frac{3}{8}$ " in diameter. It will run smoothly and wear indefinitely with just an occasional oiling. The base is flanged and perforated so it can easily be mounted on a Rectangular Plate. This Motor is equal to any Motor on the market of double its price.

Price, complete .....\$1.00  
For free delivery in U. S., add..... .10

Our No. 150 MOTOR is an exact duplicate of our No. 100 Motor, but in addition it is equipped with a Stop, Start and Reverse switch. The base is flanged and perforated so it can be mounted on a Rectangular Plate. This Motor is capable of oper-



**MOTOR Style No. 150**



**No. 400 TRANSFORMER**


for operating Electric Trains, Merry-Go-Rounds, Machine Shops, etc. It is 50-Watts capacity and will not be injured by short circuits. By means of the Rheostat at the top of the Transformer, 4, 6, 10, 14 or 20 volts can be secured. IT IS DESIGNED FOR USE ONLY WITH ALTERNATING CURRENT—110 to 125 volts.

Price .....\$4.00  
For free delivery in U. S., add..... .25

The No. 400 TRANSFORMER entirely displaces the use of storage batteries and dry cells and will operate any electrical toys not requiring over 9 volts. It is equipped with three binding posts and is  $4\frac{1}{2}$ " long,  $3\frac{3}{4}$ " wide and 3" high, and weighs 5 pounds. This Transformer is 50-Watts capacity and will carry a 50% overload. It is furnished with flexible cord and plug for attachment direct to a lamp socket. Will give either 3, 6, or 9 volts as desired. IT IS DESIGNED ONLY FOR USE WITH ALTERNATING CURRENT—110 to 125 volts.

Price .....\$3.00  
For free delivery in U. S., add..... .25

The No. 410 TRANSFORMER is designed especially




**No. 410 TRANSFORMER**

Our No. 325 UNIVERSAL MOTOR develops  $\frac{1}{100}$  H. P. and can be connected direct to either 110 Volts DIRECT or ALTERNATING current by screwing the plug into a lamp socket. Dry cells, Storage Batteries or Transformers are entirely unnecessary. Built just like a factory motor, it is  $3\frac{3}{4}$ " high,  $3\frac{3}{8}$ " in diameter,  $4\frac{1}{2}$ " shaft measurement, and weighs 5 pounds. Lubrication is automatic. It is a dandy


Motor for the boy who wishes to run small pieces of machinery.

Price .....\$10.00  
For free delivery in U. S., add..... .25



**UNIVERSAL MOTOR, Style No. 325**

The No. 350 COUNTERSHAFT will increase the power of any motor seventy times on account of the gearing, and will enable you to operate two or more models at the same time. Has  $\frac{1}{8}$ " axle, with three 1" and one  $1\frac{1}{2}$ " Adjustable Pulleys, mounted on a black enameled steel base.



**No. 350 COUNTERSHAFT**

Price, complete .....\$ .50  
For free delivery in U. S., add..... .10



# American Model Builder's Club

Here's your chance to join the

## AMERICAN MODEL BUILDER'S CLUB

When you purchase an outfit, return the postal card you will find in the box, together with the names and addresses of five of your boy friends who do not possess an AMERICAN MODEL BUILDER, and we in turn will enroll your name as a member of this Club, and send you in addition, entirely free, any new supplementary Books of Instruction that we may get out, which will give you many new suggestions for models to be built with your outfit.

We will also send you a very HANDSOME BUTTON which you can wear, indicating that you are a member of this Club.

## Read What Others Say:

### "DELIGHTED—ALL OTHER TOYS CAST ASIDE"

63 Young St., Plattsburg, N. Y., Jan. 12, 1915.  
Gentlemen:

I bought one of your American Model Builder Outfits last week and my little boy is delighted with it. All other toys have been cast aside, and the American Model Builder takes their place.  
MRS. GEO. G. FITZPATRICK.

### "HARDLY TAKES TIME TO EAT"

Niagara on the Lake,  
Ontario, Canada, Dec. 25, 1914.  
Gentlemen:

I bought a No. 2 American Model Builder Outfit for my boy, and must say that it is the most instructive, durable and delightful toy I ever saw. My boy is working overtime with it, and hardly takes time to eat. I want a No. 2½ Accessory Outfit for him. Please let me know where I can get it. LOUIS MAURER.

### "NEVER HAD SO MUCH FUN"

Harper, Kans., March 24, 1915.  
I have a No. 1 American Model Builder Outfit and I am 12 years old. I never had so much fun out of anything as I have out of this. I can't call it a toy, because it is more than a toy to me. It is strong and stands any kind of strain. It is instructive and very entertaining.  
WAVLY STEARMAN.

### "MAKES MODELS OF HIS OWN INVENTION"

Pine Island, Minn., April 26, 1915.  
I love my No. 3 American Model Builder Outfit, which I bought three months ago. I built about all the models in the book, and then began making models of my own invention. My boy friends all like my set better than theirs. One boy liked my set so well that he bought one like it.  
FRANCIS L. REITER.

### "THE MOST UP-TO-DATE AND SYSTEMATICALLY MADE ARTICLE"

Shamokin, Pa., Jan. 10, 1915.  
I have a No. 4 American Model Builder Outfit and expect to get a No. 4½, 5½ and 6½ Accessory sets so as to make me a No. 7, this coming Christmas.

I want to say that you have the most up-to-date and systematically made article of the kind on the market.

CHAS. P. HELFENSTEIN.

### "THINKS IT A WONDER—BEATS ANYTHING ELSE I KNOW OF"

Rushville, Ill., Dec. 8, 1914.  
I have had my American Model Builder two years, and think it is a wonder. It beats the Meccano, the Erector and anything else that I know of. I have had fine success with my No. 4 Outfit. It is some toy.

PAUL WILLARD.

### "BEST OUTFIT OF ITS KIND FOR THE MONEY"

R. F. D. 5, Box 180 B.,  
San Antonio, Texas, Jan. 11, 1914.  
I bought one of your No. 3 American Model Builder Outfits and like it fine. I think it is the best Outfit of its kind for the money that is on the market.  
TED POSEY.

### "INSTRUCTIVE AS WELL AS AMUSING"

Antigo, Wis., Route 3, Dec. 24, 1914.  
I believe the American Model Builder is the greatest toy on earth, and instructive as well as amusing. Our boy has played with a No. 2 set since last Christmas, and has never tired of it. This year he will have two Accessory Outfits, and is more interested in them than when he first got the No. 2.  
MRS. R. T. BONNER.

### "GIVES GENUINE PLEASURE, KNOWLEDGE AND A MECHANICAL EDUCATION"

Box 256, Trafford, Pa., Nov. 30, 1914.  
Just one year ago I purchased one of your Motors for an American Model Builder No. 4 for my boy for a Christmas gift, and it has given him such genuine pleasure, knowledge and a mechanical education that we will have to have some additional parts for next Christmas. You are surely doing a fine work for the boys all over the country. O. M. KIMMELL.

### "SPENDS HOURS ON IT"

1100 W. Walnut St.,  
Massillon, Ohio, Oct. 9, 1914.  
My boy likes his American Model Builder very much. He can spend hours on it, which is more than I can say for anything else that we have bought for him.  
MRS. JOHN O. HOSE.

### "WOULD NOT SELL IT FOR TEN TIMES ITS PRICE"

Marion, Ind., Sept. 20, 1914.  
I wish to say that the American Model Builder is the best toy for the boy of today. It is not a plaything for a small boy, but for men as well, as it is a very instructive toy, and I would not sell it for ten times the price I paid for it, if I thought that I couldn't get another one.  
LESTER C. REED.

### "AMERICAN MODEL BUILDER COMES FIRST"

Latty, Ohio, Sept. 14, 1914.  
My boy has lots of playthings, but of all I think his American Model Builder comes first. I hope to be able to add the rest of the sets before long.  
MRS. O. O. RUSSELL.



# Boys Build an Original Model--Get a Prize

Because of the interest shown in our last contest, we have decided to increase the value and number of prizes in our 1916 contest, for sketches, drawings, photographs or suggestions of the best original models submitted by April 1, 1916, as follows:

First Prize.....	value \$100.00	\$100.00
Two Prizes.....	" 25.00 each	50.00
Three ".....	" 15.00 "	45.00
Four ".....	" 7.50 "	30.00
Ten ".....	" 5.00 "	50.00
Twenty ".....	" 3.00 "	60.00
Fifty ".....	" 2.00 "	100.00
Sixty-five Prizes.....	" 1.00 "	65.00

Total, 155 Prizes.....value \$500.00

No entrance fee of any kind will be charged. In order to compete for these prizes, it is not necessary for the contestants to own or buy an American Model Builder Outfit. Simply send us a drawing, sketch, photograph or model made of Steel, Cardboard, Wood, Tin or any other material, and all will receive equal consideration. These will then be submitted to three members of the Board of Directors of the Dayton Y. M. C. A., and the awards will be made by them between April 15 and May 1, 1916. The committee will be governed in awarding the prizes by the mechanical and structural features involved in the design, as well as their practicability, usefulness and symmetry.

In submitting models, photographs or suggestions, BE SURE to give your FULL NAME and Postoffice address.


## LIST OF PRIZE WINNERS IN THE 1915 CONTEST

- |                              |                         |                              |                        |
|------------------------------|-------------------------|------------------------------|------------------------|
| 1—Raymond Eichner.....       | Reading, Pa.            | 52—Raymond Tangeman.....     | Coldwater, Ohio        |
| 2—Kenneth McCready.....      | Youngstown, Ohio        | 53—Robt. C. Hormsby, Jr..... | Athens, Tenn.          |
| 3—Richard Fair.....          | Washington, Pa.         | 54—O. E. Bentley.....        | Columbus, Ohio         |
| 4—R. A. Myers, Jr.....       | Dayton, Ohio            | 55—Robt. McGowan.....        | Philadelphia, Pa.      |
| 5—Wm. J. Morton, Jr.....     | Alexandria, Va.         | 56—Fraser Wilson.....        | Vancouver, B. C., Can. |
| 6—Wilbert Schwer.....        | Sandusky, Ohio          | 57—Clarence Hughes.....      | Steelton, Pa.          |
| 7—Geo. Clinchy.....          | New York City           | 58—James Duncan.....         | Pittsburg, Pa.         |
| 8—Joseph Kaberna.....        | Chicago, Ill.           | 59—Robt. E. Blackford.....   | Newport, Ky.           |
| 9—J. Lewis Munger.....       | Sturgis, Mich.          | 60—Rogers Cander.....        | Wells, Minn.           |
| 10—Howard Hang.....          | New York City           | 61—Robt. Cairns, Jr.....     | Menominee, Mich.       |
| 11—Carl F. Ludwig.....       | Cincinnati, Ohio        | 62—Myron B. Allen.....       | Muncie, Ind.           |
| 12—Wm. Eckel.....            | Jersey City, N. J.      | 63—Boyd Snyder.....          | Zanesville, Ohio       |
| 13—Emil Haury.....           | Newton, Kans.           | 64—Worth Egelston.....       | Alma, Neb.             |
| 14—Stacey G. Swift.....      | Providence, R. I.       | 65—Harry Frank.....          | Dunmore, Pa.           |
| 15—Samuel Yost.....          | Shamokin, Pa.           | 66—J. Earl Fehl.....         | Reading, Pa.           |
| 16—Cecil Rhodes.....         | Esterville, Iowa        | 67—Harold Spangenberg.....   | St. Paul, Minn.        |
| 17—Kathryn A. Boland.....    | Wilkes-Barre, Pa.       | 68—Lewis W. Master.....      | Bloomington, Ill.      |
| 18—Willard Thuma.....        | Jamestown, Ohio         | 69—Robt. Dickinsheets.....   | Dayton, Ohio           |
| 19—Russell C. Heckel.....    | Columbus, Ohio          | 70—Hugh McLean.....          | Winnipeg, Man., Can.   |
| 20—Vernon Palen.....         | Sparta, Wis.            | 71—W. P. Boyer.....          | Pittsburg, Pa.         |
| 21—Chas. Nelson Smith.....   | Springville P. O., Cal. | 72—Kenneth Calhoun.....      | Bottineau, N. D.       |
| 22—Richard Stengel.....      | Dayton, Ohio            | 73—Eleanor Woodring.....     | Sacramento, Cal.       |
| 23—Edward Susick.....        | Warren, Mich.           | 74—Chas. H. Windsor.....     | Palmyra, N. J.         |
| 24—Casper Walier.....        | Syracuse, N. Y.         | 75—Donald F. Lucas.....      | Pasadena, Cal.         |
| 25—George McAllister.....    | Marion, Ind.            | 76—Richard C. Henderson..... | Ft. Thomas, Ky.        |
| 26—Dunbar F. Saxton.....     | Waupun, Wis.            | 77—H. Raymond Stitely.....   | Penns Station, Pa.     |
| 27—L. K. Minson.....         | Brooklyn, N. Y.         | 78—Frederick Downing.....    | Cartersville, Mo.      |
| 28—H. Grzegorzewsky.....     | Dunkirk, N. Y.          | 79—Everett A. Freeman.....   | Newark, N. J.          |
| 29—Edward Loehndorf.....     | Milwaukee, Wis.         | 80—Clifford Wagner.....      | Lancaster, Ohio        |
| 30—Howard Jones.....         | Pittston, Pa.           | 81—Earl Miller.....          | Defiance, Ohio         |
| 31—Lowell H. Orebaugh.....   | Marathan, Ohio          | 82—Edmund Finan.....         | Nyaek, N. Y.           |
| 32—Paul Speckbaugh.....      | Cincinnati, Ohio        | 83—Clifford Mitchell.....    | Decatur, Ill.          |
| 33—Chas. Leach.....          | LeMoyne, Pa.            | 84—Martin Fixler.....        | Chicago, Ill.          |
| 34—Emmett W. Bryan.....      | Vicksburg, Miss.        | 85—Judson E. Leach.....      | Ocean Park, Cal.       |
| 35—Carroll B. Wolfe.....     | Angola, Ill.            | 86—Alphonso Madru.....       | Chillicothe, Ohio      |
| 36—Harold Whitmore.....      | Dayton, Ohio            | 87—F. Harold Stangee.....    | Pittsburg, Pa.         |
| 37—Ernest Doscher.....       | St. Ansgar, Iowa        | 88—Russell Iliff.....        | Hoopeston, Ill.        |
| 38—Ernest Stark.....         | St. Louis, Mo.          | 89—Martin J. Cole.....       | Allentown, Pa.         |
| 39—Edward B. Arrants.....    | Houston, Texas          | 90—Stanley Paul.....         | McKeesport, Pa.        |
| 40—Richard Boyink.....       | Conneaut, Ohio          | 91—Jean Cook.....            | Michigan City, Ind.    |
| 41—Miss Dorothy Elliott..... | Chicago, Ill.           | 92—Geo. J. Hutzler.....      | New York City          |
| 42—Jarvis Moses.....         | Fowler, Colo.           | 93—Frederick Veith.....      | Fowlerville, Mich.     |
| 43—Rollin H. Miller.....     | Hazleton, Pa.           | 94—Gordon M. Willoughby..... | Penzance, Sask., Can.  |
| 44—David Livingston.....     | Washington, Iowa        | 95—C. Plambeck.....          | Chicago, Ill.          |
| 45—Elbert E. Holmes.....     | Ottaw, Ont., Can.       | 96—Darrell Kessler.....      | Shamokin, Pa.          |
| 46—Wm. Wagner.....           | Newark, N. J.           | 97—Clark Heiss.....          | Jerome, Idaho          |
| 47—Victor K. Langhart.....   | McKeesport, Pa.         | 98—Geo. Burry.....           | Ft. Wayne, Ind.        |
| 48—Arthur Viebrock.....      | Jersey City, N. J.      | 99—Ellsworth Pierce.....     | Canton, Ohio           |
| 49—Wells B. Cleveland.....   | Chicago, Ill.           | 100—R. Wade Seniff.....      | Pittsfield, Ill.       |
| 50—Barry Davis.....          | Santa Ana, Cal.         |                              |                        |
| 51—LeRoy Hintgren.....       | Wahpeton, N. D.         |                              |                        |



Look for this Trade Mark on the lid of every box as well as the outside cover of our Instruction Book.

This is your protection against unsatisfactory substitutes



TRADE MARK

**The American Mechanical Toy Co.**

DAYTON, OHIO,  
U. S. A.